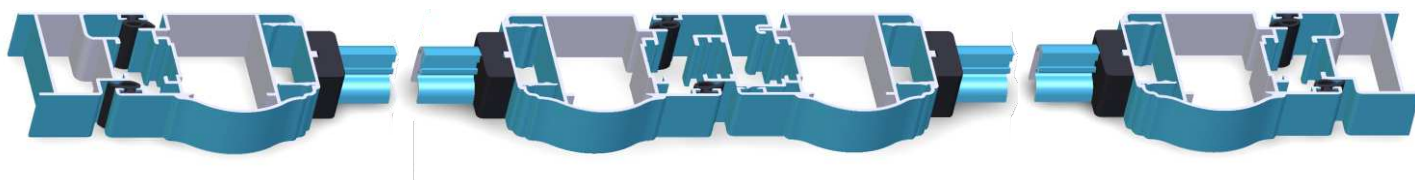
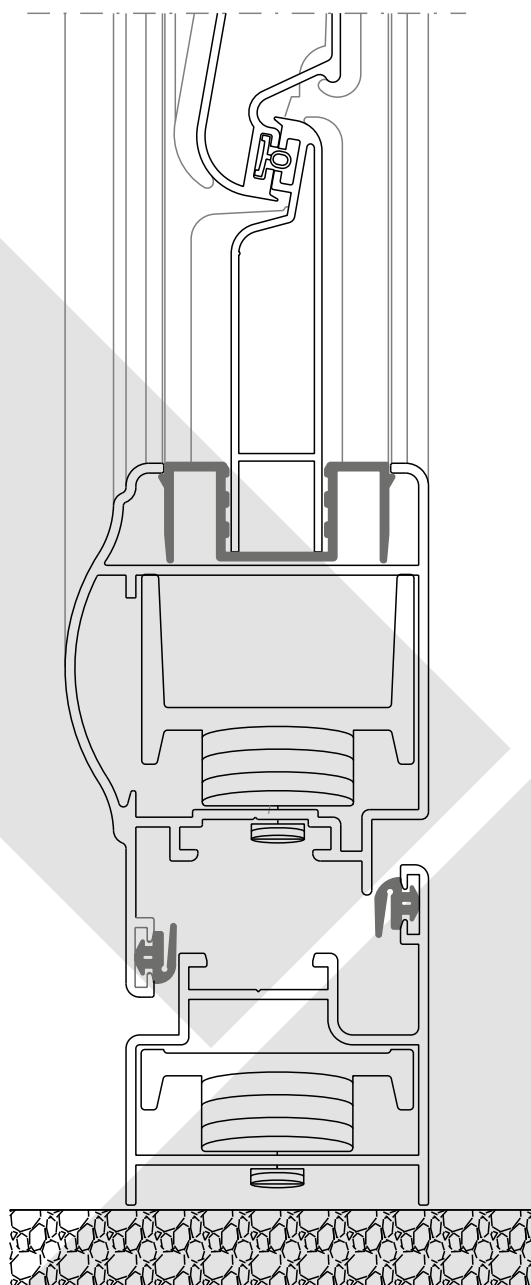
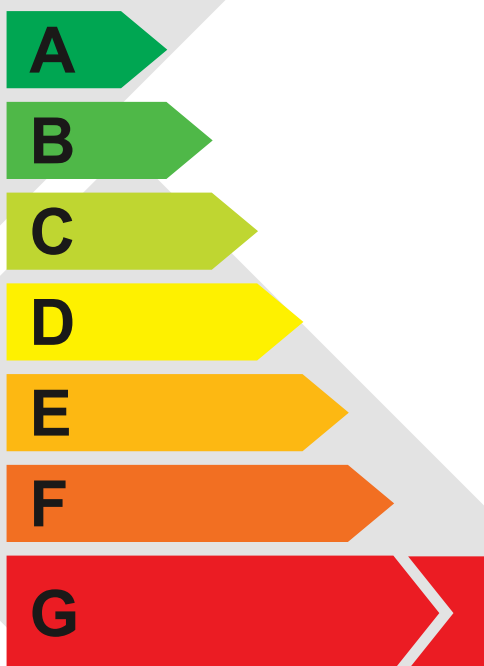


SÉRIE AF



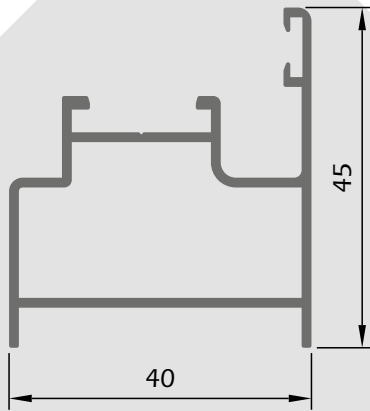
SISTEMA DE PORTADAS COM 40MM
CÂMARA EUROPEIA

- Sistema de portadas de 40 mm;
- Aros fixos móveis com envergadura de 40 mm;
- Permite construir portadas com lâminas fixas ou móveis para janelas e portas com diversos tipos de lâminas e perfis;
- As dimensões da câmara europeia e a flexibilidade permitem diversas soluções estéticas e técnicas possibilitando opções adaptadas ao meio envolvente, moderno ou rústico.

AF

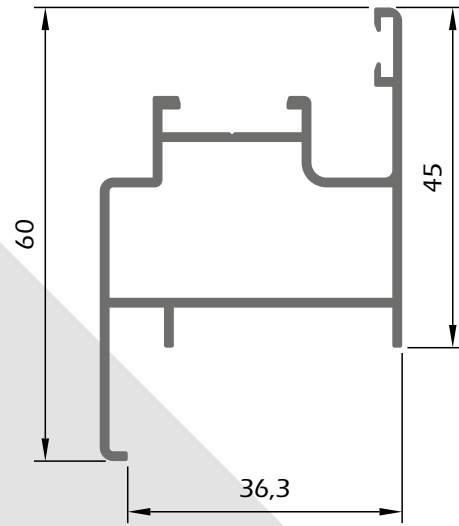
AF-02

Aro Fixo



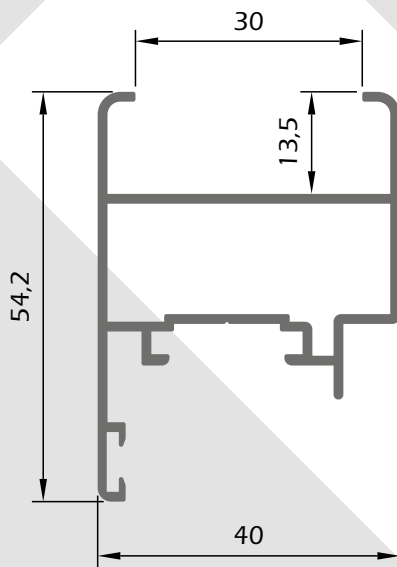
AF-01

Aro Fixo com Remate



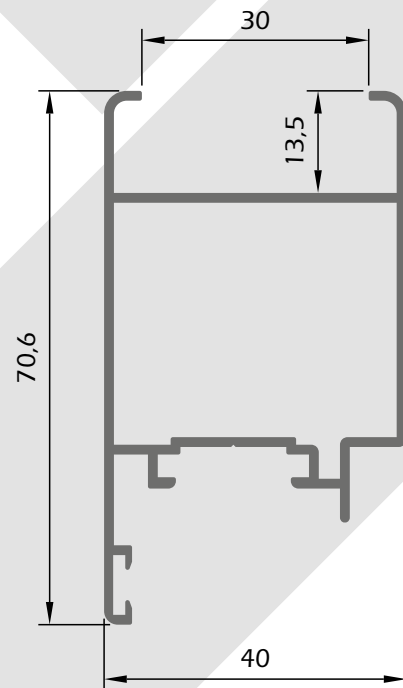
AF-04

Aro Móvel



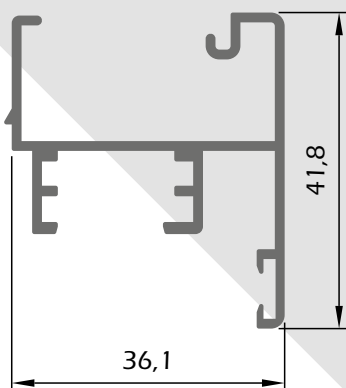
AF-03

Aro Móvel



AF-06

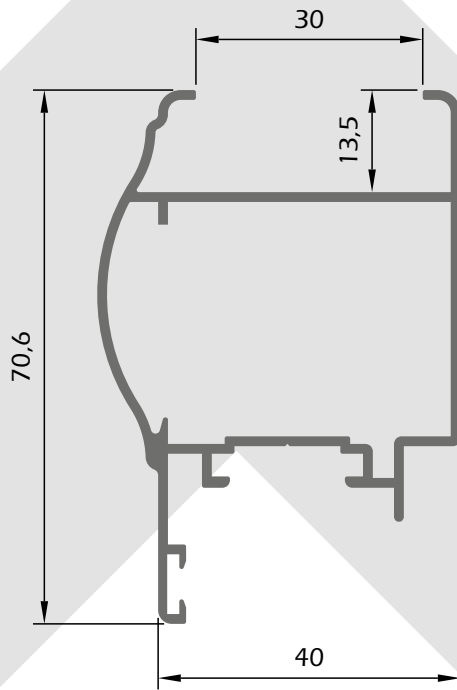
Inversor



AF

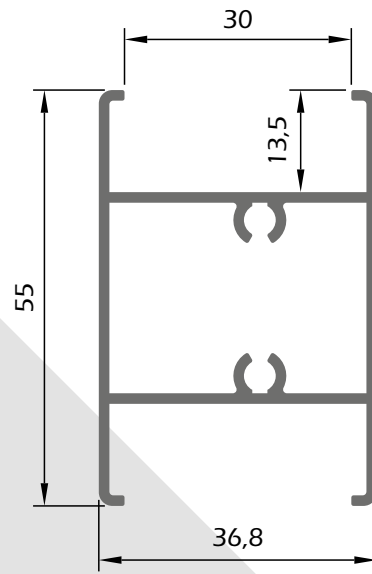
AF-14

Aro Móvel Rústico



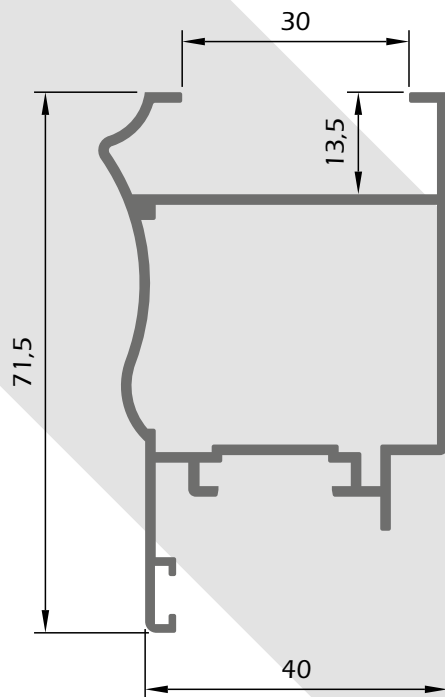
AF-05-A

Travessa



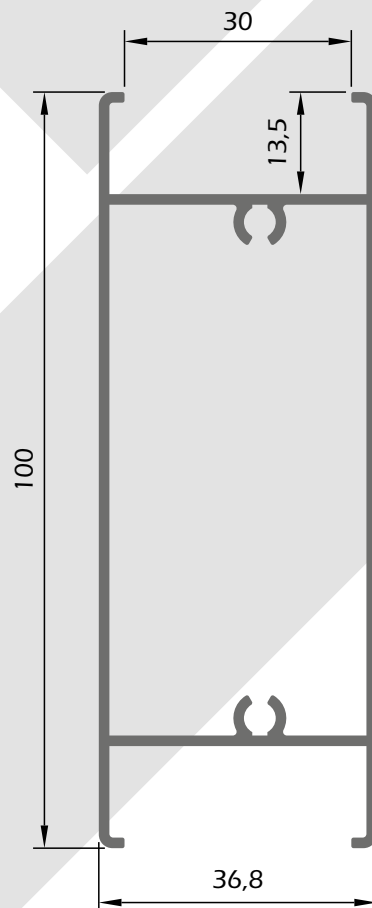
AF-20-A

Aro Móvel Rústico



AF-05

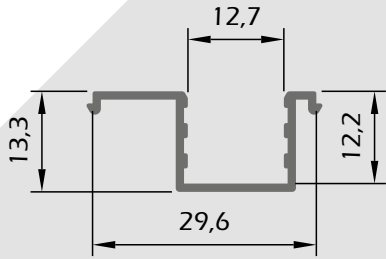
Almofada



AF

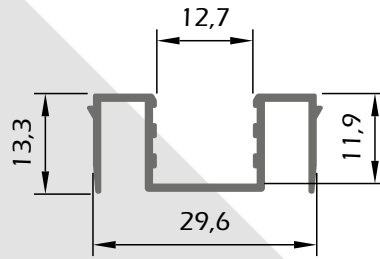
AF-07

Tampa Terminal Z-52



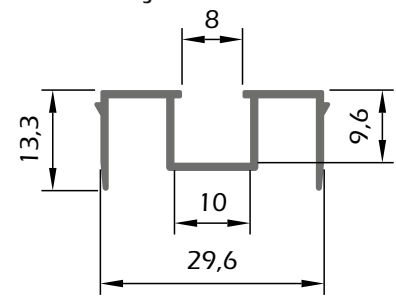
AF-08

Tampa Terminal Z-52-T



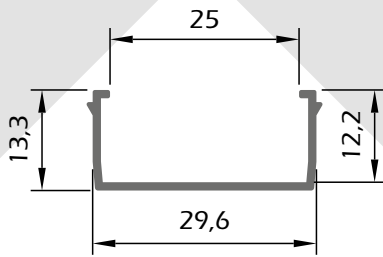
AF-09

Tampa Suporte
Conjunto Lâmina



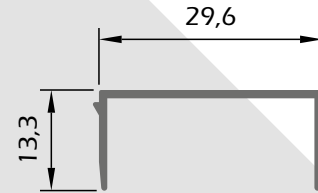
AF-10

Redutor Lâmina Z-34-A



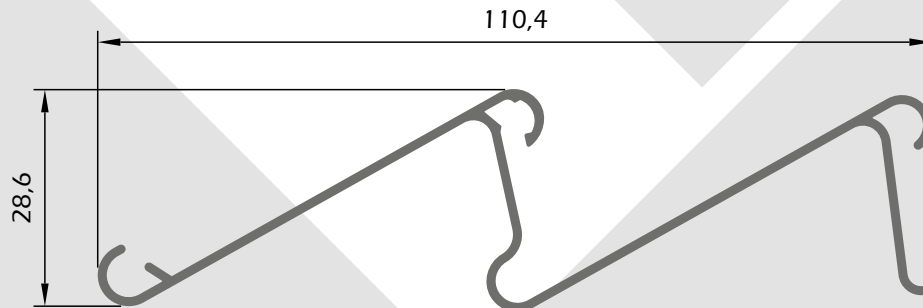
AF-11

Tampa



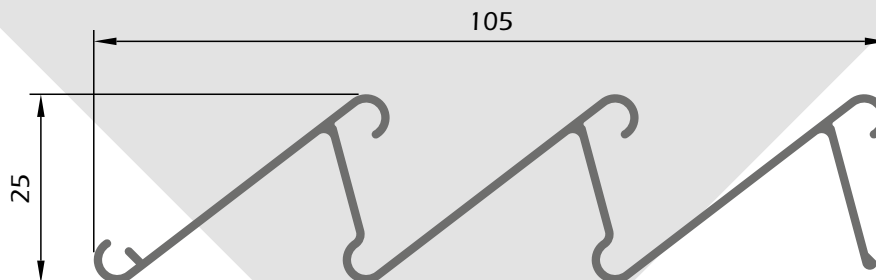
Z-34

Lâmina Fixa Dupla em Z



Z-34-A

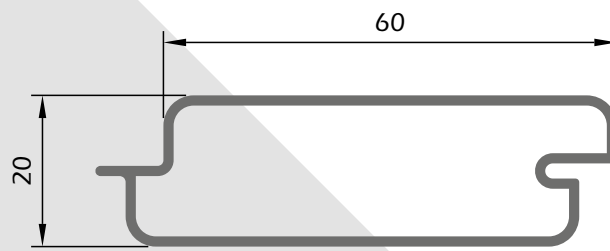
Lâmina Fixa Tripla em Z



AF

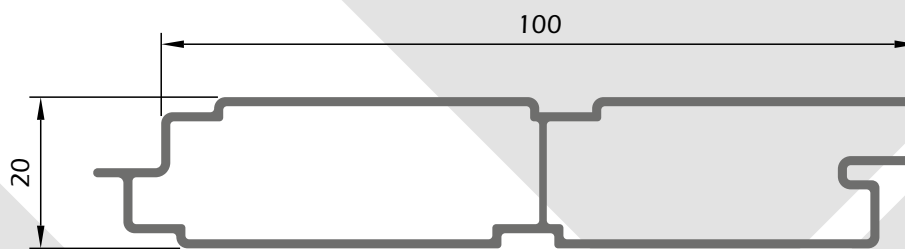
W-25-B

Chapa Dupla Lisa



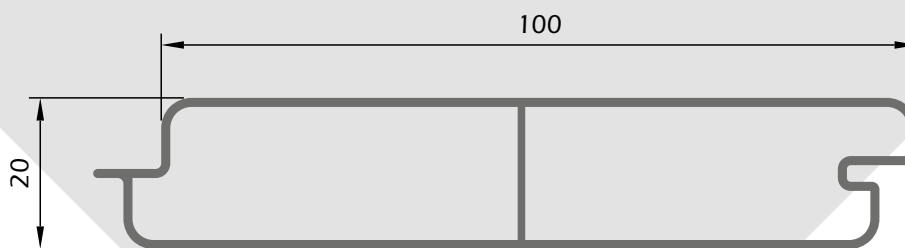
W-26-A

Chapa Dupla com Friso



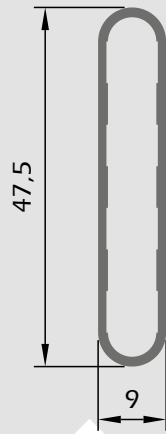
W-25

Chapa Dupla Lisa



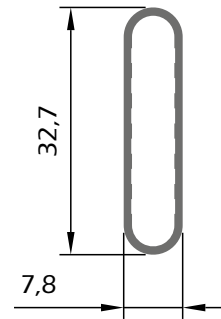
Z-35

Lâmina Oval



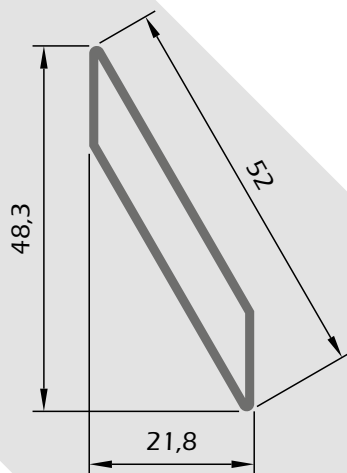
Z-47

Lâmina Oval



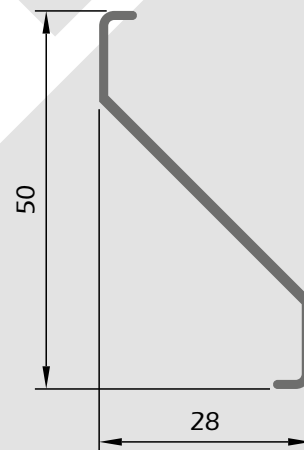
Z-40

Lâmina Trapezoidal



Z-37

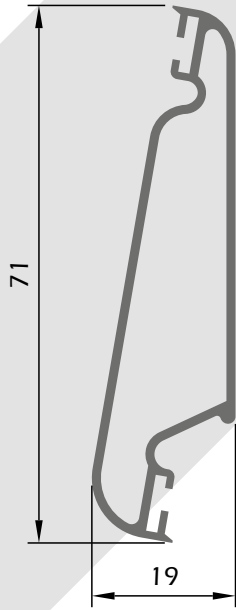
Lâmina em S



AF

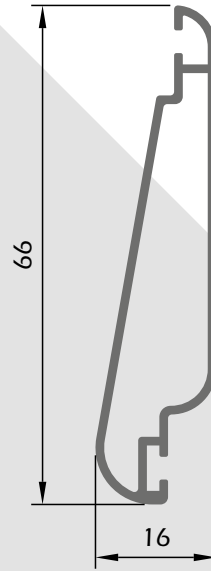
P40-18

Lâmina Orientável



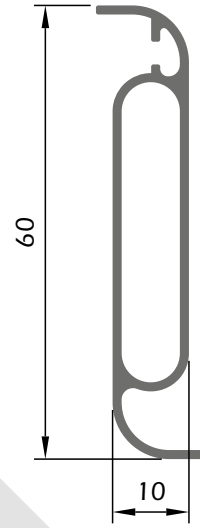
Z-52-A

Lâmina Orientável



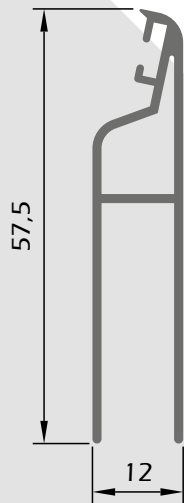
Z-52

Lâmina Orientável



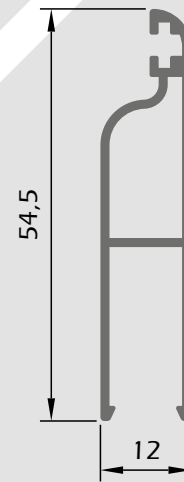
P40-16

Remate Lâmina P40-18



Z-52-T

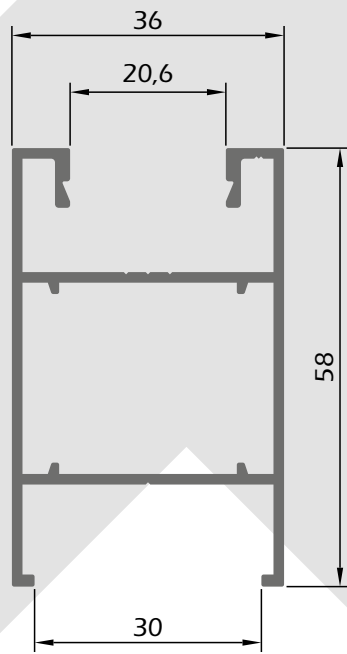
Remate Lâmina Z-52-A



AF

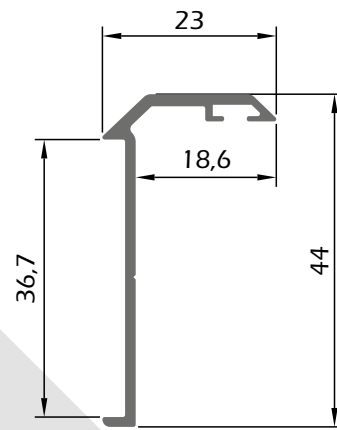
AF-69

Aro Móvel



AF-68

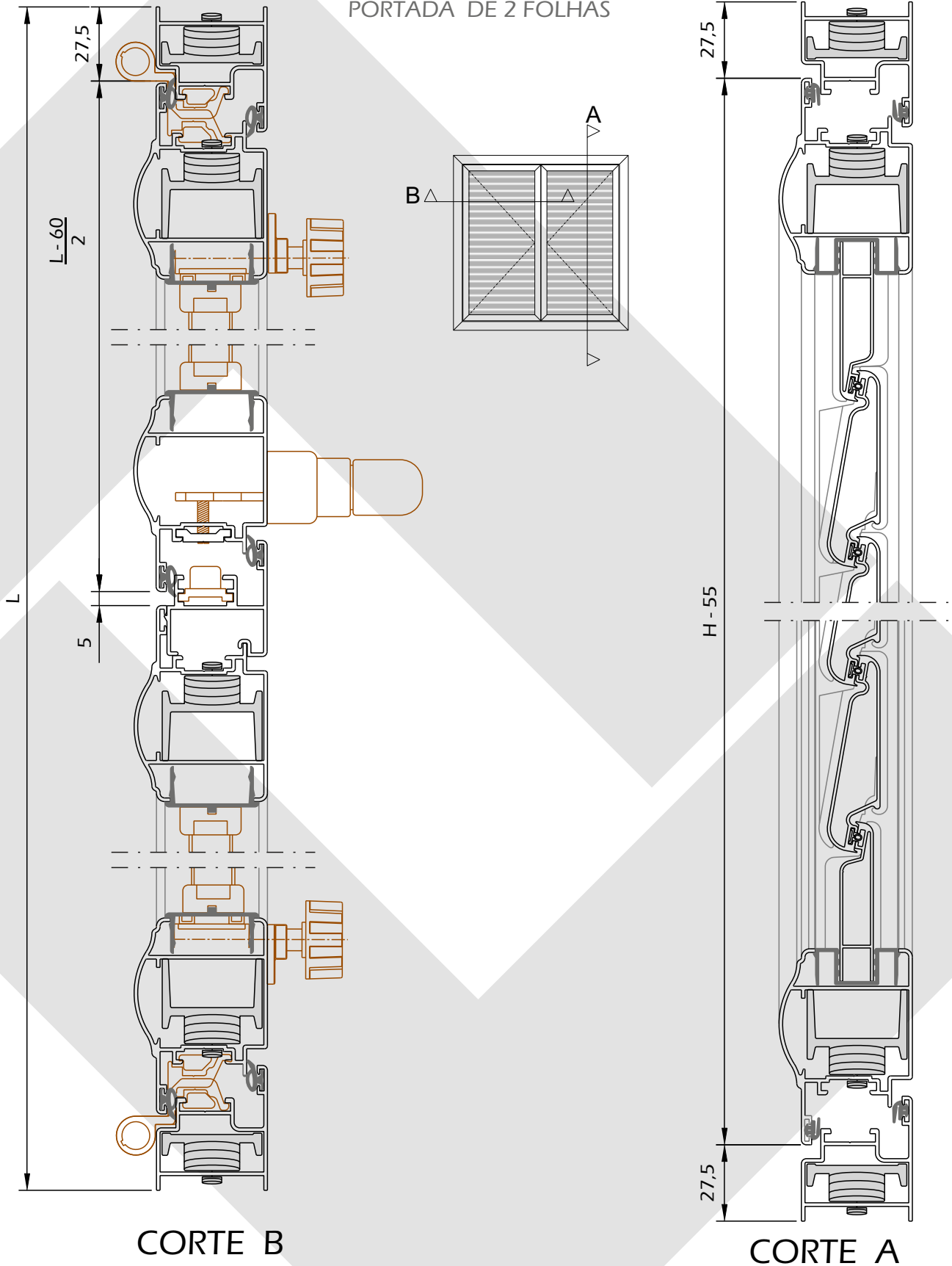
Inversor



AF

PORMENORES DE MONTAGEM

PORTADA DE 2 FOLHAS



CORTE B

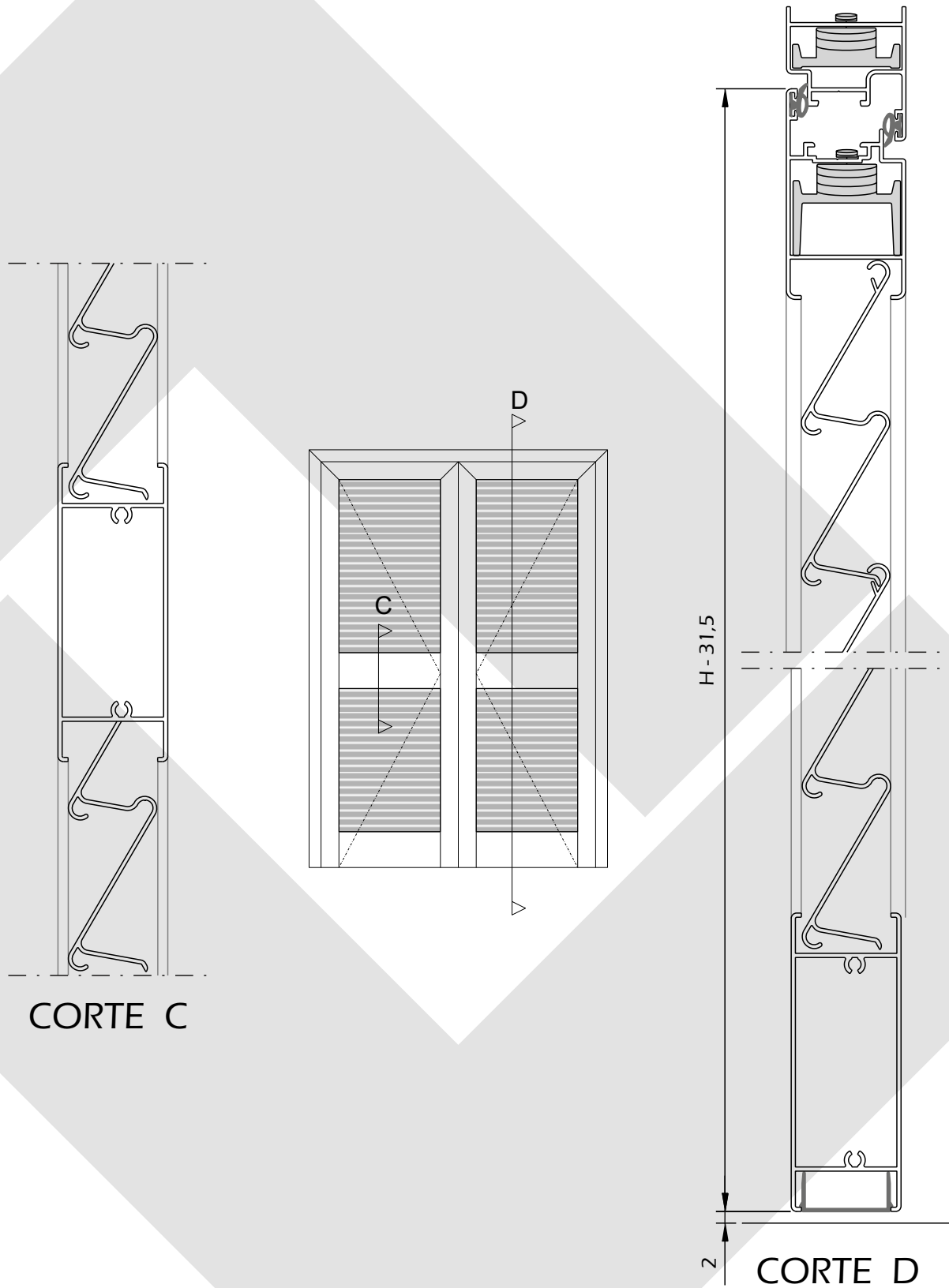
CORTE A

Estas medidas de corte são de carácter informativo

AF

PORMENORES DE MONTAGEM

PORTADA DE 2 FOLHAS



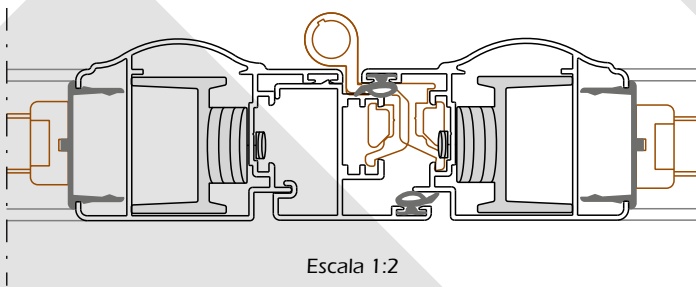
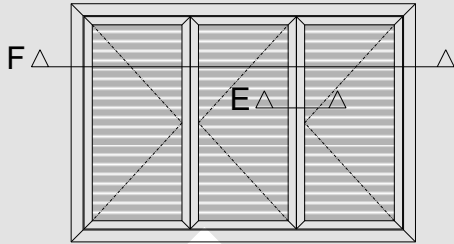
Estas medidas de corte são de carácter informativo

Escala 1:2

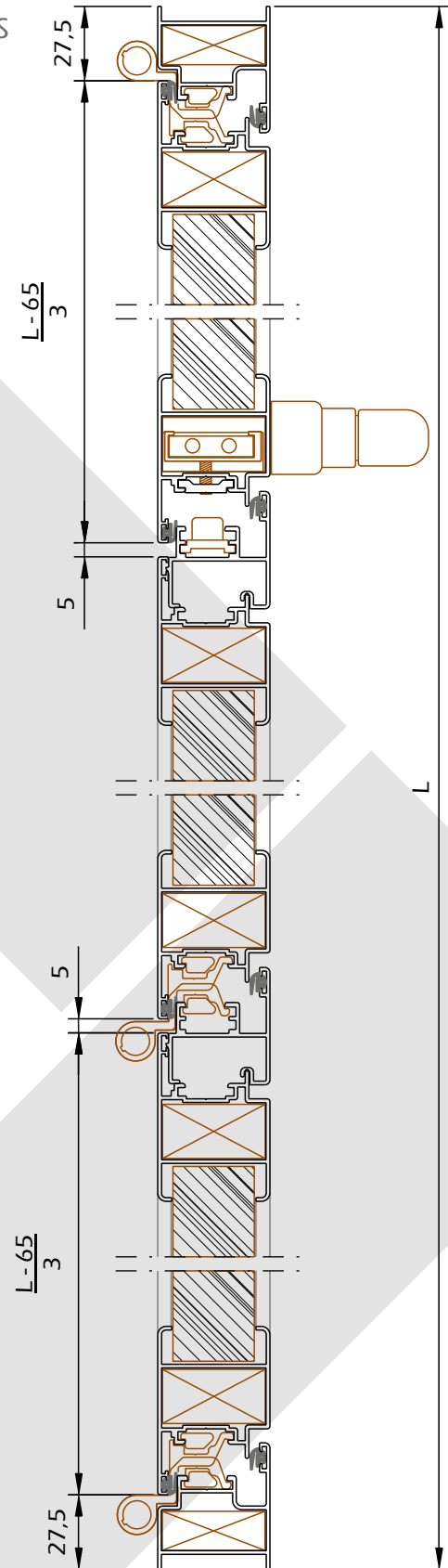
ed. 003

PORMENORES DE MONTAGEM

PORTADA DE 3 FOLHAS



COORTE E

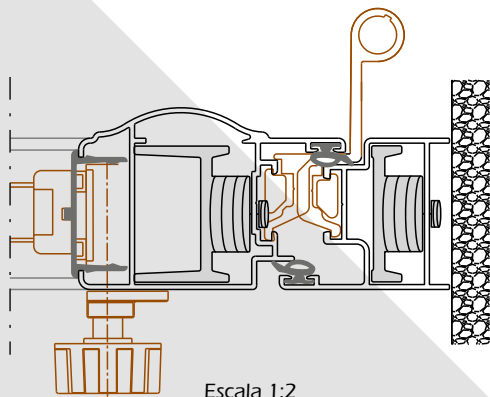
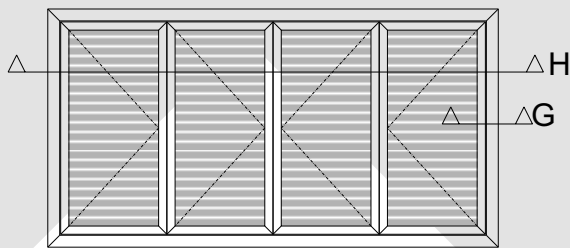


COORTE F

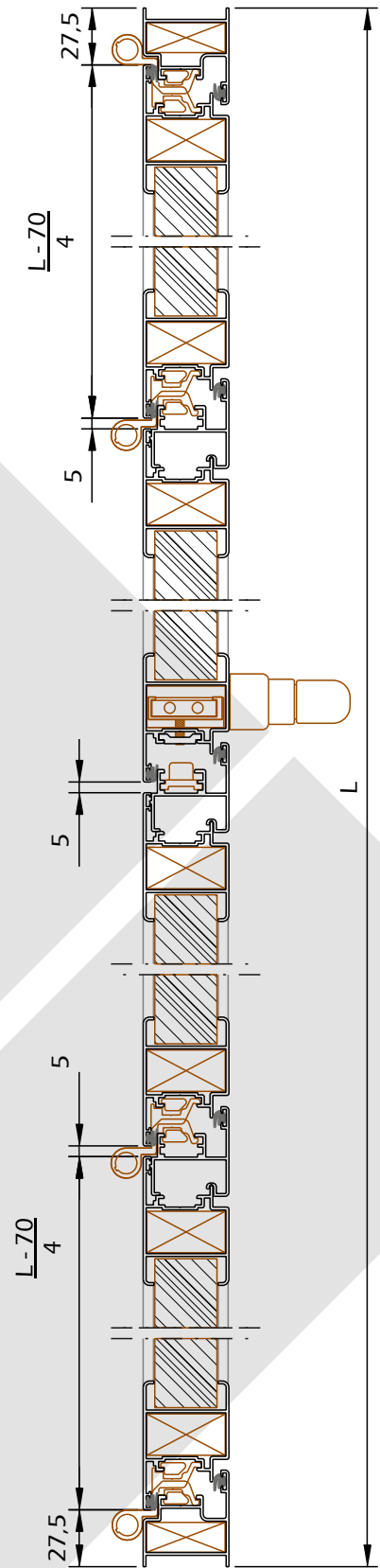
Estas medidas de corte são de carácter informativo

PORMENORES DE MONTAGEM

PORTADA DE 4 FOLHAS



Escala 1:2
CORTE G



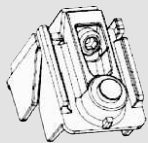
CORTE H

Estas medidas de corte são de carácter informativo

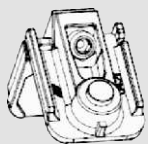
AF

ACESSÓRIOS

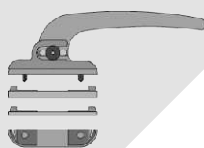
Características



CÓDIGO: **MONT.406** DESCRIÇÃO: **Esquadro monticelli**
UNID. VENDA: **Unidade** ACABAMENTOS: **Zamak**
APLICAÇÃO: **AF-03, AF-14, AF-20A**




CÓDIGO: **MONT.421** DESCRIÇÃO: **Esquadro monticelli**
UNID. VENDA: **Unidade** ACABAMENTOS: **Zamak**
APLICAÇÃO: **AF-01, AF-02, AF-04**



CÓDIGO: **CRE.4940** DESCRIÇÃO: **Trinqueta reversível**
UNID. VENDA: **Unidade** ACABAMENTOS: **Alumínio e zamak injectado**
APLICAÇÃO:



CÓDIGO: **BX.IRIA** DESCRIÇÃO: **Cremone Iria**
UNID. VENDA: **Unidade** ACABAMENTOS: **Alumínio e zamak injectado**
APLICAÇÃO:



CÓDIGO: **BXKITIRIA** DESCRIÇÃO: **Kit p/ cremone Iria**
UNID. VENDA: **Unidade** ACABAMENTOS: **P V C**
APLICAÇÃO:



CÓDIGO: **TOPO.AF** DESCRIÇÃO: **Par topos p/ portada AF**
UNID. VENDA: **Unidade** ACABAMENTOS: **P V C**
APLICAÇÃO: **AF-06**



CÓDIGO: **VD AF BR** DESCRIÇÃO: **Vedante p/ série AF**
UNID. VENDA: **Rolo** ACABAMENTOS: **Nitrilico**
APLICAÇÃO:






CÓDIGO: **VD Z 52BR** DESCRIÇÃO: **Vedante P/ Z-52 Base Rigida**
UNID. VENDA: **Rolo** ACABAMENTOS: **Nitrilico**
APLICAÇÃO: **Z-52**

































CÓDIGO: **VDZ52-ABR** DESCRIÇÃO: **Vedante Lamina Z-52-A B.Rigida**
UNID. VENDA: **Rolo** ACABAMENTOS: **Nitrilico**
APLICAÇÃO: **Z-52-A**

TABELA LÂMINAS

	N.º Lâminas	Mini/Maxi 54	Mini/Maxi 55	Mini/Maxi 60	
1 Comando	5	371	378	400	
	6	425	434	460	
	7	479	490	520	
	8	533	546	580	
	9	587	602	640	
	10	641	658	700	
	11	695	714	760	
	12	749	770	820	
	13	803	826	880	
	14	857	882	940	
	15	911	938	1000	
	16	965	994	1060	
	17	1019	1050	1120	
	18	1073	1106	1180	
	19	1127	1162	1240	
	20	1181	1218	1300	
	2 Comandos	21	1235	1274	1360
		22	1289	1330	1420
		23	1343	1386	1480
		24	1397	1442	1540
25		1451	1498	1600	
26		1505	1554	1660	
27		1559	1610	1720	
28		1613	1666	1780	
29		1667	1722	1840	
30		1721	1778	1900	
31		1775	1834	1960	
32		1829	1890	2020	
33		1883	1946	2080	
34		1937	2002	2140	
35		1991	2058	2200	
36		2045	2114	2260	
37		2099	2170	2320	
38		2153	2226	2380	
39		2207	2282	2440	
40		2261	2338	2500	
LÂMINAS					

AF

DADOS TÉCNICOS

Imagem	Referência	$I_{xg} (cm^4)$	$I_{yg} (cm^4)$	Imagem	Referência	$I_{xg} (cm^4)$	$I_{yg} (cm^4)$
	AF-01	4,83	5,83		AF-69	9,31	6,57
	AF-02	3,09	4,79		P40-16	4,20	0,36
	AF-03	10,87	7,50		P40-18	9,75	0,77
	AF-04	4,35	5,88		W-25	2,21	34,41
	AF-05	41,08	9,93		W-25-B	1,45	10,51
	AF-05-A	6,51	5,98		W-26-A	2,17	35,35
	AF-06	2,11	3,65		Z-34	1,79	26,96
	AF-07	0,17	0,55		Z-34-A	1,32	22,38
	AF-08	0,18	0,95		Z-35	2,40	0,15
	AF-09	0,13	0,85		Z-37	1,81	0,90
	AF-10	0,12	0,84		Z-40	2,32	0,64
	AF-11	0,08	0,79		Z-47	0,76	0,07
	AF-14	11,54	9,38		Z-52	5,60	0,26
	AF-20-A	13,07	9,28		Z-52-A	6,90	0,44
	AF-68	2,20	0,32		Z-52-T	3,71	0,34

Todos os dados fornecidos são determinados relativamente ao centro de gravidade do perfil e conforme posição apresentada, em relação aos eixos indicados

